

IN THE SUPREME COURT OF VICTORIA  
AT MELBOURNE  
COMMERCIAL COURT  
CORPORATIONS LIST

S ECI 2019 01567

IN THE MATTER OF GUNNS PLANTATIONS LIMITED (IN LIQUIDATION)  
(RECEIVERS & MANAGERS APPOINTED) (ACN 091 232 209) (IN ITS CAPACITY AS  
THE RESPONSIBLE ENTITY OF THE MANAGED INVESTMENT SCHEMES LISTED IN  
THE SCHEDULE)

BETWEEN:

DANIEL MATHEW BRYANT AND CRAIG DAVID CROSBIE (IN  
THEIR CAPACITIES AS JOINT AND SEVERAL LIQUIDATORS OF  
GUNNS PLANTATIONS LIMITED (IN LIQUIDATION) (RECEIVERS  
& MANAGERS APPOINTED) (ACN 091 232 209) IN ITS CAPACITY AS  
THE RESPONSIBLE ENTITY OF THE MANAGED INVESTMENT  
SCHEMES LISTED IN THE SCHEDULE)

First Plaintiff

GUNNS PLANTATIONS LIMITED (IN LIQUIDATION) (RECEIVERS  
& MANAGERS APPOINTED) (ACN 091 232 209) (IN ITS CAPACITY AS  
THE RESPONSIBLE ENTITY OF THE MANAGED INVESTMENT  
SCHEMES LISTED IN THE SCHEDULE)

Second Plaintiff

ORDER

---

JUDGE: The Honourable Justice Riordan

DATE MADE: 18 December 2019

ORIGINATING PROCESS: Originating Process filed 10 April 2019

HOW OBTAINED: On return of plaintiffs' application dated 10 April 2019

ATTENDANCE: O Bigos SC, counsel for the plaintiff  
J Kewley, counsel for RB Lease Pty Ltd

OTHER MATTERS: The Financiers referred to in this order are:  
(a) Gunns Finance Pty Ltd (in liquidation)  
(receivers and managers appointed (ACN 091  
861 700) (**Gunns Finance**);  
(b) Rural Bank Limited (ACN 083 938 416)  
(**Rural Bank**);  
(c) Javelin Asset Management Pty Ltd (ACN 136  
367 194) (**Javelin**); and  
(d) RB Lease Pty Ltd (ACN 144 560 056) as  
Trustee for RB Finance Trust (**RB Lease**).

**THE COURT DIRECTS THAT:**

1. The Plaintiffs are justified and otherwise acting properly and reasonably in distributing the net proceeds from the sale of the assets (**Sale Proceeds**) of the managed investment schemes listed as numbers 2, 3, 5-9, 11 and 13-16 in the schedule annexed to this Order (**Schemes**) which are subject to unresolved competing claims between on the one hand, members of the Schemes (**Growers**), and on the other hand, the entities that either advanced loans to those Growers for the purpose of investment or are assignees of such loans (**Financiers**), by paying the Sale Proceeds as follows:
  - a. where the Financier is Gunns Finance, by paying the Sale Proceeds as set out in Annexure A to this Order;
  - b. where the Financier is Rural Bank, by paying the Sale Proceeds as set out in Annexure B to this Order;
  - c. where the Financier is Javelin, by paying the Sale Proceeds as set out in Annexure C to this Order; and
  - d. where the Financier is RB Lease, by paying the Sale Proceeds as set out in Annexure D to this Order.

**THE COURT ORDERS THAT:**

2. The affidavit of Michael John Rozdal sworn 11 December 2019 be kept confidential until further order.

**DATE AUTHENTICATED:**

**18 December 2019**



.....  
**THE HONOURABLE JUSTICE RIORDAN**

SCHEDULE OF SCHEMES



- 1 GREAT SOUTHERN PLANTATIONS 1998 ARSN 092 780 204
- 2 GREAT SOUTHERN PLANTATIONS 1999 ARSN 092 452 849
- 3 GREAT SOUTHERN PLANTATIONS 2000 ARSN 085 669 361
- 4 GREAT SOUTHERN PLANTATIONS 2001 ARSN 089 958 029
- 5 GREAT SOUTHERN PLANTATIONS 2002 ARSN 095 343 963
- 6 GREAT SOUTHERN PLANTATIONS 2003 SCHEME ARSN 099 131 825
- 7 GREAT SOUTHERN PLANTATIONS 2004 ARSN 107 811 709
- 8 GREAT SOUTHERN PLANTATIONS 2005 PROJECT ARSN 112 744 877
- 9 GREAT SOUTHERN PLANTATIONS 2006 PROJECT ARSN 112 744 902
- 10 GUNNS PLANTATIONS WOODLOT PROJECT 2002 ARSN 099 584 675
- 11 GUNNS PLANTATIONS WOODLOT PROJECT 2003 ARSN 104 213 710
- 12 GUNNS PLANTATIONS WOODLOT PROJECT 2004 ARSN 108 690 080
- 13 GUNNS PLANTATIONS WOODLOT PROJECT 2005 ARSN 113 092 854
- 14 GUNNS PLANTATIONS LIMITED WOODLOT PROJECT 2006 ARSN 118 534 106
- 15 GUNNS PLANTATIONS LIMITED WOODLOT PROJECT 2008 ARSN 128 933 237
- 16 GUNNS PLANTATIONS LTD WOODLOT PROJECT 2009 ARSN 135 490 292

Annexure A - Gunns Finance

Grower number	Scheme	Grower App ID	Updated distribution amount to 20 December 2019	Financier with competing claim	Loan balance outstanding per most recent update from financier	Amount payable to financier	Amount payable to grower
20507709	Gunns Plantations Woodlot Project 2009, option 1	11248	\$ 877.19	Gunns Finance	\$ 74,389.02	\$ 877.19	\$ -
20507709	Gunns Plantations Woodlot Project 2009, option 2	11248	\$ 2,391.37	Gunns Finance	\$ 74,389.02	\$ 2,391.37	\$ -
20507709	Gunns Plantations Woodlot Project 2009, option 3	11248	\$ 585.88	Gunns Finance	\$ 74,389.02	\$ 585.88	\$ -
20507686	Gunns Plantations Woodlot Project 2009, option 1	11221	\$ 219.30	Gunns Finance	\$ 9,459.21	\$ 219.30	\$ -
20507626	Gunns Plantations Woodlot Project 2009, option 1	11107	\$ 328.95	Gunns Finance	\$ 11,778.70	\$ 328.95	\$ -
20507247	Gunns Plantations Woodlot Project 2009, option 1	10469	\$ 328.95	Gunns Finance	\$ 11,741.87	\$ 328.95	\$ -
20506589	Gunns Plantations Woodlot Project 2008, option 2	9490	\$ 831.17	Gunns Finance	\$ 3,911.25	\$ 831.17	\$ -
20505520	Gunns Plantations Woodlot Project 2006, option 3	66924	\$ 2,523.58	Gunns Finance	\$ 15,653.11	\$ 2,523.58	\$ -
20504821	Gunns Plantations Woodlot Project 2006, option 1	6975	\$ 5.40	Gunns Finance	\$ -	\$ -	\$ 5.40
20504777	Gunns Plantations Woodlot Project 2006, option 1	6870	\$ 26.99	Gunns Finance	\$ 18,943.87	\$ 26.99	\$ -
20504455	Gunns Plantations Woodlot Project 2006, option 1	6278	\$ 24.29	Gunns Finance	\$ 7,027.71	\$ 24.29	\$ -
20504261	Gunns Plantations Woodlot Project 2006, option 3	6005	\$ 2,243.18	Gunns Finance	\$ 7,259.84	\$ 2,243.18	\$ -
20502092	Gunns Plantations Woodlot Project 2003, option 1	934	\$ 464.83	Gunns Finance	\$ 1,204.43	\$ 464.83	\$ -
20501792	Gunns Plantations Woodlot Project 2003, option 1	737	\$ 1,859.32	Gunns Finance	\$ 4,769.38	\$ 1,859.32	\$ -
20501792	Gunns Plantations Woodlot Project 2003, option 1	1234	\$ 464.83	Gunns Finance	\$ 1,207.91	\$ 464.83	\$ -
20501792	Gunns Plantations Woodlot Project 2003, option 1	1235	\$ 464.83	Gunns Finance	\$ 1,207.91	\$ 464.83	\$ -
20500162	Gunns Plantations Woodlot Project 2009, option 1	11022	\$ 657.89	Gunns Finance	\$ 18,068.85	\$ 657.89	\$ -
20500109	Gunns Plantations Woodlot Project 2008, option 2	9344	\$ 831.17	Gunns Finance	\$ 27,292.94	\$ 831.17	\$ -
20500109	Gunns Plantations Woodlot Project 2008, option 3	9344	\$ 1,270.01	Gunns Finance	\$ 27,292.94	\$ 1,270.01	\$ -
20500109	Gunns Plantations Woodlot Project 2009, option 3	11096	\$ 292.94	Gunns Finance	\$ 13,030.80	\$ 292.94	\$ -
20500109	Gunns Plantations Woodlot Project 2005, option 1	6172	\$ 1,105.65	Gunns Finance	\$ 24,156.64	\$ 1,105.65	\$ -
20500109	Gunns Plantations Woodlot Project 2005, option 2	6172	\$ 2,217.67	Gunns Finance	\$ 24,156.64	\$ 2,217.67	\$ -
20500109	Gunns Plantations Woodlot Project 2006, option 2	7360	\$ 187.17	Gunns Finance	\$ 9,795.30	\$ 187.17	\$ -
20500109	Gunns Plantations Woodlot Project 2006, option 3	7360	\$ 280.40	Gunns Finance	\$ 9,795.30	\$ 280.40	\$ -
20500109	Gunns Plantations Woodlot Project 2006, option 1	7359	\$ 5.40	Gunns Finance	\$ 4,327.98	\$ 5.40	\$ -
<b>Financier Total</b>		25	\$ 20,488.36		\$ 475,249.64	\$ 20,482.96	\$ 5.40



Annexure B - Rural Bank

Grower number	Scheme	Grower App ID	Updated distribution amount to 20 December 2019	Financier with competing claim	Loan balance outstanding per most recent update from financier	Amount payable to financier	Amount payable to grower
20505339	Gunns Plantations Woodlot Project 2006, option 1	7782	\$ 80.97	Rural Bank	\$ 123,287.28	\$ 80.97	\$ -
<i>Financier Total</i>		1	\$ 80.97		\$ 123,287.28	\$ 80.97	\$ -



Annexure C - Javelin

Grower number	Scheme	Grower App ID	Updated distribution amount to 20 December 2019	Financier with competing claim	Loan balance outstanding per most recent update from financier	Amount payable to financier	Amount payable to grower
20638073	Great Southern Plantations 2006	65525	\$ 340.88	Javelin	N/A	\$ -	\$ 340.88
20634841	Great Southern Plantations 2006	60606	\$ 230.09	Javelin	\$ 207,415.54	\$ 230.09	\$ -
20630871	Great Southern Plantations 2006	65668	\$ 298.27	Javelin	N/A	\$ -	\$ 298.27
20630199	Great Southern Plantations 2005	51365	\$ 88.20	Javelin	N/A	\$ -	\$ 88.20
20629907	Great Southern Plantations 2005	51306	\$ 984.91	Javelin	\$ 107,589.46	\$ 984.91	\$ -
20627933	Great Southern Plantations 2005	54256	\$ 202.72	Javelin	\$ 128,487.40	\$ 202.72	\$ -
20626401	Great Southern Plantations 2005	63662	\$ 264.60	Javelin	\$ 213,052.45	\$ 264.60	\$ -
20625216	Great Southern Plantations 2005	49226	\$ 58.80	Javelin	\$ 16,201.16	\$ 58.80	\$ -
20625049	Great Southern Plantations 2005	52772	\$ 102.90	Javelin	\$ 10,798.47	\$ 102.90	\$ -
20621661	Great Southern Plantations 2004	43007	\$ 136.90	Javelin	\$ 13,827.30	\$ 136.90	\$ -
20615428	Great Southern Plantations 2003	34671	\$ 20,450.23	Javelin	\$ 626,751.87	\$ 20,450.23	\$ -
20615428	Great Southern Plantations 2005	51705	\$ 485.10	Javelin	\$ 79,236.51	\$ 485.10	\$ -
20506484	Great Southern Plantations 2004	43367	\$ 831.65	Javelin	N/A	\$ -	\$ 831.65
<b>Financier Total</b>		13	\$ 24,475.25		\$ 1,403,360.16	\$ 22,916.25	\$ 1,559.00




## Annexure D - RB Lease

Grower number	Scheme	Grower App ID	Updated distribution amount to 20 December 2019	Financier with competing claim	Loan balance outstanding per most recent update from financier	Amount payable to financier	Amount payable to grower
20637905	Great Southern Plantations 2006	58923	\$ 3,408.81	RB Lease	\$ 1,545,763.62	\$ 3,408.81	\$ -
20637749	Great Southern Plantations 2006	65202	\$ 102.26	RB Lease	\$ 38,418.23	\$ 102.26	\$ -
20637071	Great Southern Plantations 2006	65541	\$ 85.22	RB Lease	\$ 28,219.04	\$ -	\$ 85.22
20631535	Great Southern Plantations 2006	64889	\$ 570.98	RB Lease	\$ 213,178.25	\$ 570.98	\$ -
20630973	Great Southern Plantations 2006	65322	\$ 110.79	RB Lease	\$ 935.10	\$ -	\$ 110.79
20630818	Great Southern Plantations 2006	64813	\$ 1,414.66	RB Lease	\$ 533,903.02	\$ 1,414.66	\$ -
20630731	Great Southern Plantations 2006	65627	\$ 42.61	RB Lease	\$ 32,171.09	\$ -	\$ 42.61
20628385	Great Southern Plantations 2005	63711	\$ 9,805.00	RB Lease	\$ 2,342,397.02	\$ 9,805.00	\$ -
20628384	Great Southern Plantations 2005	64381	\$ 2,454.92	RB Lease	\$ 534,692.55	\$ 2,454.92	\$ -
20628383	Great Southern Plantations 2005	63710	\$ 2,454.92	RB Lease	\$ 534,692.55	\$ 2,454.92	\$ -
20628380	Great Southern Plantations 2005	64380	\$ 9,805.00	RB Lease	\$ 2,404,260.29	\$ 9,805.00	\$ -
20628379	Great Southern Plantations 2005	64379	\$ 9,805.00	RB Lease	\$ 2,404,260.33	\$ 9,805.00	\$ -
20628378	Great Southern Plantations 2005	64378	\$ 9,805.00	RB Lease	\$ 2,404,260.33	\$ 9,805.00	\$ -
20628290	Great Southern Plantations 2005	63691	\$ 9,805.00	RB Lease	\$ 2,404,260.33	\$ -	\$ 9,805.00
20627899	Great Southern Plantations 2005	50863	\$ 235.20	RB Lease	\$ 446.69	\$ -	\$ 235.20
20626977	Great Southern Plantations 2005	63675	\$ 514.51	RB Lease	\$ 41,129.59	\$ 514.51	\$ -
20626030	Great Southern Plantations 2005	53284	\$ 294.00	RB Lease	\$ 71,411.02	\$ 294.00	\$ -
20624819	Great Southern Plantations 2005	48942	\$ 147.00	RB Lease	\$ 623.20	\$ 147.00	\$ -
20624565	Great Southern Plantations 2005	52529	\$ 441.00	RB Lease	\$ 1,102.67	\$ -	\$ 441.00
20623223	Great Southern Plantations 2005	62985	\$ 117.60	RB Lease	\$ 27,727.58	\$ 117.60	\$ -
20623058	Great Southern Plantations 2005	62929	\$ 88.20	RB Lease	\$ 20,620.31	\$ 88.20	\$ -
20621613	Great Southern Plantations 2005	62578	\$ 220.50	RB Lease	\$ 45,000.00	\$ -	\$ 220.50
20621335	Great Southern Plantations 2004	42925	\$ 126.00	RB Lease	\$ 30,920.57	\$ 126.00	\$ -
20621032	Great Southern Plantations 2004	46330	\$ 504.04	RB Lease	\$ 2,187.50	\$ -	\$ 504.04
20620629	Great Southern Plantations 2004	46120	\$ 50.40	RB Lease	\$ 450.00	\$ -	\$ 50.40
20620508	Great Southern Plantations 2004	42521	\$ 79.37	RB Lease	\$ 141.17	\$ -	\$ 79.37
20620381	Great Southern Plantations 2004	45992	\$ 25.20	RB Lease	\$ 250.00	\$ -	\$ 25.20
20620061	Great Southern Plantations 2004	42213	\$ 252.02	RB Lease	\$ 280.04	\$ -	\$ 252.02
20619959	Great Southern Plantations 2004	45771	\$ 75.60	RB Lease	\$ 1,125.00	\$ -	\$ 75.60

## Annexure D - RB Lease


Grower number	Scheme	Grower App ID	Updated distribution amount to 20 December 2019	Financier with competing claim	Loan balance outstanding per most recent update from financier	Amount payable to financier	Amount payable to grower
20619957	Great Southern Plantations 2005	63849	\$ 147.00	RB Lease	\$ 45,800.12	\$ 147.00	\$ -
20619940	Great Southern Plantations 2004	45756	\$ 226.81	RB Lease	\$ 2,025.00	\$ -	\$ 226.81
20619849	Great Southern Plantations 2004	45719	\$ 75.60	RB Lease	\$ 750.00	\$ -	\$ 75.60
20619599	Great Southern Plantations 2004	41979	\$ 252.02	RB Lease	\$ 262.50	\$ -	\$ 252.02
20619261	Great Southern Plantations 2004	41797	\$ 882.06	RB Lease	\$ 58,700.70	\$ 882.06	\$ -
20619159	Great Southern Plantations 2004	45350	\$ 75.60	RB Lease	\$ 750.00	\$ -	\$ 75.60
20617248	Great Southern Plantations 2003	38805	\$ 12,935.78	RB Lease	\$ 342,201.16	\$ 12,935.78	\$ -
20617247	Great Southern Plantations 2003	35768	\$ 12,935.78	RB Lease	\$ 342,270.20	\$ 12,935.78	\$ -
20617246	Great Southern Plantations 2003	35767	\$ 12,935.78	RB Lease	\$ 342,520.22	\$ 12,935.78	\$ -
20617192	Great Southern Plantations 2003	38783	\$ 1,682.45	RB Lease	\$ 1,250.00	\$ -	\$ 1,682.45
20617016	Great Southern Plantations 2003	38702	\$ 121.34	RB Lease	\$ 1,000.00	\$ -	\$ 121.34
20616848	Great Southern Plantations 2003	38622	\$ 2,910.73	RB Lease	\$ 96,697.42	\$ 2,910.73	\$ -
20616779	Great Southern Plantations 2003	35369	\$ 2,635.41	RB Lease	\$ 33,981.88	\$ 2,635.41	\$ -
20616637	Great Southern Plantations 2003	35300	\$ 6,729.82	RB Lease	\$ 256,483.49	\$ 6,729.82	\$ -
20616532	Great Southern Plantations 2003	35249	\$ 3,739.27	RB Lease	\$ 61,635.16	\$ 3,739.27	\$ -
20616409	Great Southern Plantations 2003	35186	\$ 336.49	RB Lease	\$ 250.00	\$ -	\$ 336.49
20616354	Great Southern Plantations 2003	35161	\$ 3,043.87	RB Lease	\$ 155,342.84	\$ 3,043.87	\$ -
20616353	Great Southern Plantations 2003	38367	\$ 2,931.53	RB Lease	\$ 155,455.80	\$ 2,931.53	\$ -
20616334	Great Southern Plantations 2003	38361	\$ 1,589.24	RB Lease	\$ 8,510.00	\$ -	\$ 1,589.24
20616331	Great Southern Plantations 2003	38359	\$ 5,364.59	RB Lease	\$ 111,957.54	\$ 5,364.59	\$ -
20616302	Great Southern Plantations 2003	38347	\$ 959.91	RB Lease	\$ 9,241.01	\$ -	\$ 959.91
20616231	Great Southern Plantations 2003	35102	\$ 8,913.25	RB Lease	\$ 225,866.63	\$ -	\$ 8,913.25
20616183	Great Southern Plantations 2003	38301	\$ 3,605.93	RB Lease	\$ 206,041.68	\$ 3,605.93	\$ -
20616182	Great Southern Plantations 2003	38300	\$ 18,394.88	RB Lease	\$ 320,779.01	\$ 18,394.88	\$ -
20616179	Great Southern Plantations 2003	35074	\$ 28,601.73	RB Lease	\$ 543,024.88	\$ 28,601.73	\$ -
20616065	Great Southern Plantations 2003	35016	\$ 11,104.20	RB Lease	\$ 66,335.41	\$ 55.00	\$ 11,049.20
20616035	Great Southern Plantations 2003	35002	\$ 336.49	RB Lease	\$ 3,000.00	\$ -	\$ 336.49
20616030	Great Southern Plantations 2003	34998	\$ 458.52	RB Lease	\$ 9,493.71	\$ 458.52	\$ -
20615994	Great Southern Plantations 2003	38203	\$ 570.95	RB Lease	\$ 6,940.11	\$ -	\$ 570.95






## Annexure D - RB Lease

Grower number	Scheme	Grower App ID	Updated distribution amount to 20 December 2019	Financier with competing claim	Loan balance outstanding per most recent update from financier	Amount payable to financier	Amount payable to grower
20615945	Great Southern Plantations 2003	34952	\$ 8,953.78	RB Lease	\$ 558,796.65	\$ 8,953.78	\$ -
20615920	Great Southern Plantations 2003	38166	\$ 11,440.70	RB Lease	\$ 74,618.60	\$ 11,440.70	\$ -
20615820	Great Southern Plantations 2003	34889	\$ 2,144.67	RB Lease	\$ 90,490.52	\$ 2,144.67	\$ -
20615654	Great Southern Plantations 2003	34798	\$ 1,807.42	RB Lease	\$ 58,513.32	\$ 1,807.42	\$ -
20615624	Great Southern Plantations 2003	38004	\$ 2,273.69	RB Lease	\$ 28,238.72	\$ 2,273.69	\$ -
20615577	Great Southern Plantations 2003	37975	\$ 809.54	RB Lease	\$ 3,348.84	\$ -	\$ 809.54
20615518	Great Southern Plantations 2003	34727	\$ 3,364.91	RB Lease	\$ 49,543.96	\$ 3,364.91	\$ -
20615330	Great Southern Plantations 2003	34626	\$ 58.14	RB Lease	\$ 2,700.00	\$ -	\$ 58.14
20615135	Great Southern Plantations 2003	34528	\$ 3,364.91	RB Lease	\$ 465.00	\$ -	\$ 3,364.91
20615084	Great Southern Plantations 2003	34504	\$ 335.84	RB Lease	\$ 2,000.00	\$ -	\$ 335.84
20614808	Great Southern Plantations 2003	37539	\$ 3,865.64	RB Lease	\$ 144,092.47	\$ 3,865.64	\$ -
20614637	Great Southern Plantations 2003	34282	\$ 1,410.07	RB Lease	\$ 71,597.97	\$ -	\$ 1,410.07
20614594	Great Southern Plantations 2003	37417	\$ 9,422.45	RB Lease	\$ 1,020,293.45	\$ 9,422.45	\$ -
20614520	Great Southern Plantations 2003	37376	\$ 5,009.99	RB Lease	\$ 136,923.06	\$ 5,009.99	\$ -
20614497	Great Southern Plantations 2005	47697	\$ 14.70	RB Lease	\$ 3,000.00	\$ -	\$ 14.70
20614457	Great Southern Plantations 2003	37336	\$ 2,771.49	RB Lease	\$ 32,951.51	\$ 2,771.49	\$ -
20614310	Great Southern Plantations 2003	37261	\$ 336.49	RB Lease	\$ 250.00	\$ -	\$ 336.49
20614231	Great Southern Plantations 2003	33901	\$ 463.52	RB Lease	\$ 20,908.82	\$ -	\$ 463.52
20614104	Great Southern Plantations 2003	33823	\$ 1,052.65	RB Lease	\$ 4,844.90	\$ 1,052.65	\$ -
20614015	Great Southern Plantations 2003	37105	\$ 336.49	RB Lease	\$ 250.00	\$ -	\$ 336.49
20613706	Great Southern Plantations 2003	33581	\$ 13,764.00	RB Lease	\$ 194,035.67	\$ 13,764.00	\$ -
20613706	Great Southern Plantations 2003	33582	\$ 13,000.47	RB Lease	\$ 342,184.00	\$ 13,000.47	\$ -
20613705	Great Southern Plantations 2003	36919	\$ 13,764.00	RB Lease	\$ 342,351.65	\$ 13,764.00	\$ -
20613705	Great Southern Plantations 2003	36920	\$ 13,000.47	RB Lease	\$ 305,963.03	\$ 13,000.47	\$ -
20613704	Great Southern Plantations 2003	33580	\$ 13,764.00	RB Lease	\$ 117,079.05	\$ 13,764.00	\$ -
20613703	Great Southern Plantations 2003	33579	\$ 13,764.00	RB Lease	\$ 188,487.37	\$ 13,764.00	\$ -
20613702	Great Southern Plantations 2003	33578	\$ 13,764.00	RB Lease	\$ 311,397.64	\$ 13,764.00	\$ -
20613701	Great Southern Plantations 2003	36917	\$ 13,764.00	RB Lease	\$ 188,515.44	\$ 13,764.00	\$ -
20613701	Great Southern Plantations 2003	36918	\$ 13,000.47	RB Lease	\$ 342,184.00	\$ 13,000.47	\$ -



## Annexure D - RB Lease

Grower number	Scheme	Grower App ID	Updated distribution amount to 20 December 2019	Financier with competing claim	Loan balance outstanding per most recent update from financier	Amount payable to financier	Amount payable to grower
20613642	Great Southern Plantations 2003	36877	\$ 70.48	RB Lease	\$ 6,068.42	\$ -	\$ 70.48
20613580	Great Southern Plantations 2003	36840	\$ 3,124.27	RB Lease	\$ 173,245.52	\$ 3,124.27	\$ -
20613517	Great Southern Plantations 2003	33453	\$ 684.66	RB Lease	\$ 15,349.97	\$ 684.66	\$ -
20613479	Great Southern Plantations 2002	31564	\$ 1,631.45	RB Lease	\$ 9,131.32	\$ 1,631.45	\$ -
20613457	Great Southern Plantations 2003	36788	\$ 281.94	RB Lease	\$ 22,247.03	\$ 281.94	\$ -
20613456	Great Southern Plantations 2003	25104	\$ 281.94	RB Lease	\$ 22,247.04	\$ 281.94	\$ -
20613428	Great Southern Plantations 2002	31540	\$ 2,735.57	RB Lease	\$ 2,173.45	\$ 2,173.45	\$ 562.12
20613400	Great Southern Plantations 2003	36771	\$ 464.83	RB Lease	\$ 7,233.40	\$ -	\$ 464.83
20613100	Great Southern Plantations 2003	33351	\$ 1,009.48	RB Lease	\$ 668.12	\$ -	\$ 1,009.48
20612771	Great Southern Plantations 2002	30857	\$ 2,779.63	RB Lease	\$ 18,841.02	\$ 2,779.63	\$ -
20611906	Great Southern Plantations 2002	30480	\$ 1,947.41	RB Lease	\$ 347.58	\$ -	\$ 1,947.41
20611898	Great Southern Plantations 2003	36436	\$ 3,472.98	RB Lease	\$ 847.69	\$ -	\$ 3,472.98
20611731	Great Southern Plantations 2004	61687	\$ 403.23	RB Lease	\$ 65,301.76	\$ 403.23	\$ -
20611291	Great Southern Plantations 2002	30394	\$ 1,980.28	RB Lease	\$ 252,484.73	\$ 1,980.28	\$ -
20611206	Great Southern Plantations 2002	29149	\$ 1,164.32	RB Lease	\$ 3,750.00	\$ -	\$ 1,164.32
20610221	Great Southern Plantations 2000	22072	\$ 1,965.80	RB Lease	\$ 214,664.87	\$ -	\$ 1,965.80
20610221	Great Southern Plantations 2000	22072	\$ 1,057.47	RB Lease	\$ -	\$ -	\$ 1,057.47
20610071	Great Southern Plantations 2000	24826	\$ 393.16	RB Lease	\$ 48,883.44	\$ 393.16	\$ -
20610071	Great Southern Plantations 2000	24826	\$ 211.49	RB Lease	\$ -	\$ 211.49	\$ -
20609897	Great Southern Plantations 2003	36189	\$ 672.99	RB Lease	\$ 500.00	\$ -	\$ 672.99
20609121	Great Southern Plantations 2004	42471	\$ 2,390.51	RB Lease	\$ 168,189.67	\$ 2,390.51	\$ -
20608708	Great Southern Plantations 2003	32596	\$ 5,720.34	RB Lease	\$ 1,149.02	\$ -	\$ 5,720.34
20608240	Great Southern Plantations 2003	35961	\$ 2,267.54	RB Lease	\$ 87,176.34	\$ 2,267.54	\$ -
20607975	Great Southern Plantations 2004	39418	\$ 75.60	RB Lease	\$ 600.00	\$ -	\$ 75.60
20607708	Great Southern Plantations 2002	29777	\$ 6,621.21	RB Lease	\$ 3,521.60	\$ -	\$ 6,621.21
20607468	Great Southern Plantations 2002	29769	\$ 389.48	RB Lease	\$ 252.13	\$ -	\$ 389.48
20606314	Great Southern Plantations 2002	28558	\$ 271.68	RB Lease	\$ 16,722.49	\$ 271.68	\$ -
20604772	Great Southern Plantations 2000	18321	\$ 393.16	RB Lease	\$ 1,351.75	\$ 393.16	\$ -
20604772	Great Southern Plantations 2000	18321	\$ 211.49	RB Lease	\$ 1,351.75	\$ -	\$ 211.49



Annexure D - RB Lease

Grower number	Scheme	Grower App ID	Updated distribution amount to 20 December 2019	Financier with competing claim	Loan balance outstanding per most recent update from financier	Amount payable to financier	Amount payable to grower
20604083	Great Southern Plantations 2003	32060	\$ 10,597.74	RB Lease	\$ 33,150.20	\$ 10,597.74	\$ -
20601394	Great Southern Plantations 1999	14621	\$ 9,937.98	RB Lease	\$ 124,288.70	\$ 9,937.98	\$ -
20601394	Great Southern Plantations 1999	14621	\$ 3,839.30	RB Lease	\$ 117,474.05	\$ 3,839.30	\$ -
20600037	Great Southern Plantations 2000	17035	\$ 2,457.25	RB Lease	\$ 58,438.83	\$ 2,457.25	\$ -
20600037	Great Southern Plantations 2000	17035	\$ 1,321.83	RB Lease	\$ 58,438.59	\$ -	\$ 1,321.83
20505498	Great Southern Plantations 2005	53911	\$ 14.70	RB Lease	\$ 695.00	\$ -	\$ 14.70
<b>Financier Total</b>							
					\$ 25,246,204.68	\$ 389,015.00	\$ 71,988.53

